

NORTHERN ARIZONA VS

NEVADA-RENO

BIG SKY FOOTBALL



NAU BULLETIN BOARD

NAU, UNR and the BIG SKY CONFERENCE WELCOMES ABC-TV

PLAY-BY-PLAY: Don Drysdale
COLOR ANALYST: Paul Warfield
PRODUCER: Ellie Riger
ASSISTANT PRODUCER: Meg Streeter
DIRECTOR: Bob Dekas
UNIT MANAGER: Bob Greenway

NAU ON TV 1978:
NAU 34, Idaho State 14
NAU 31, Boise State 30

NEVADA-RENO ON TV 1978:
***Massachusetts 44, Nevada-Reno 21**
***1st Round of NCAA 1-AA Playoffs**

NAU DOME INFORMATION

TICKETS: NAU's athletic ticket office is located on the west side of the NAU Dome on the south end of the main athletic offices. Tickets are on sale from 8 am to 5 pm weekdays and the ticket offices (both sides of the Dome) will open 1½ hours before all home games. **PHONE (602) 523-5353.**

TICKET OUTLETS: Ticket outlets in Flagstaff are at Athlete's Foot (University Plaza), Bankrupt Liquors (next to Granny's Closet), Darrell's Men's Wear (North 4th Street), Leamon's Appliances (North Humphreys), and Redwood Inn (Greenlaw Shopping Center). All ticket outlets will sell individual-game tickets for all home games.

LOST AND FOUND: Articles lost or found may be turned in, or inquired about at the NAU Police Department sub station on the southeast corner of the NAU Dome. After game, call NAU Police at 523-3611.

PUBLIC ADDRESS: Emergency messages announced only.

PUBLIC PAY TELEPHONES: Four public pay telephones are located on each side of the NAU Dome at Mid-Concourse level. Pay phones in Arizona require 20 cents per local call.

PARKING: Parking lots immediately south of the NAU Dome are reserved for Booster Club members only. Current decal must be displayed in lower left-hand corner of windshield by members.

RESTROOMS WOMEN: Restrooms for women are located on each side of the Dome at Mid-Concourse.

RESTROOMS MEN: Restrooms for men are located on each side of the Dome at Mid-Concourse level.

FIRST AID: A first aid station is located near the center of the concourse on the **EAST SIDE**, across from the restroom area. **CALL 523-3949.**

NAU POLICE DEPARTMENT: The NAU Police Department has a sub station located on the south-east corner of the NAU Dome on the Concourse level to permit fans to report accidents, crimes, lost children. Also lost and found articles may be reported here. Information and directions may also be secured.

SMOKING: East and West Concourses only. No smoking inside arena area.

NAU POLICE AT DOME: 523-2441. NAU POLICE NUMBER: 523-3611.

FIRST AID AT DOME: 523-3949.

NAU TEAM RECORDS

SCORING

MOST POINTS SCORED BY NAU

Game: 77 vs Cal-Northridge 1973
Season: 324 in 1977 (11 games)

MOST POINTS SCORED BY OPPONENTS

Game: 90 by New Mexico State 1967
Season: 292 in 1972

MOST POINTS SCORED BY BOTH TEAMS

Game: 94 (NAU 77, Cal-Northridge 17)
Season: 493 in 1977 (NAU 324, Opp 169)

MOST RUSHING TDs NAU

Game: 9 vs Cal-Northridge 1973
Season: 39 in 1972

MOST RUSHING TDs OPPONENTS

Game: 9 vs New Mexico State 1967
Season: 30 in 1972

MOST PASSING TDs NAU

Game: 5 vs Idaho State 1976
Season: 26 in 1969

MOST PASSING TDs OPPONENTS

Game: 4 on three occasions
Season: 15 in 1972

MOST TDs SCORED NAU

Game: 11 vs Cal-Northridge 1973
Season: 43 in 1956

MOST TDs SCORED OPPONENTS

Game: 13 New Mexico State 1967
Season: 40 in 1972

MOST FIELD GOALS NAU

Game: 5 vs Nebraska-Omaha 1977
Season: 20 in 1977

MOST FIELD GOALS OPPONENTS

Game: 5 Boise State 1971
Season: 11 in 1971

MOST FIELD GOAL ATTEMPTS NAU

Game: 5 vs Nebraska-Omaha 1977
5 vs Nevada-Las Vegas 1977
Season: 29 in 1977

MOST FIELD GOAL ATTEMPTS OPP

Game: 5 Boise State 1971
Season: 19 in 1971

MOST CONVERSIONS NAU

Game: 10 vs Eastern Montana 1977
Season: 32 in 1960 and 1977

MOST CONVERSIONS OPPONENTS

Game: 12 New Mexico State 1967
Season: 33 in 1972

MOST POINTS KICK-SCORING NAU

Game: 17 vs Nebraska-Omaha 1977
Season: 92 in 1977

MOST POINTS KICK-SCORING OPPONENTS

Game: 16 Boise State 1971
Season: 48 in 1972

OFFENSE

MOST RUSHING PLAYS NAU

Games: 70 vs Western New Mexico 1963
Season: 577 in 1976

MOST RUSHING YARDAGE NAU

Game: 560 vs Western New Mexico 1964
Season: 2,783 in 1964

MOST PASSES ATTEMPTED NAU

Game: 48 vs Fresno State 1969
Season: 344 in 1969

MOST PASSES ATTEMPTED OPPONENTS

Game: 68 Nebraska-Omaha 1977
Season: 339 in 1977

MOST PASSES COMPLETED NAU

Game: 23 vs Eastern New Mexico
and Whitworth, 1969
Season: 172 in 1969

MOST PASSES COMPLETED OPPONENTS

Game: 39 Nebraska-Omaha 1977
Season: 156 in 1977

MOST PASSING YARDS NAU

Game: 412 vs Whitworth 1969
Season: 2,627 in 1969

MOST PASSING YARDS OPPONENTS

Game: 469 Nebraska-Omaha 1977
Season: 2,080 in 1977

MOST YARDS TOTAL OFFENSE NAU

Game: 615 vs Cal-Northridge 1973
Season: 4,302 in 1977

MOST YARDS TOTAL OFFENSE OPPONENTS

Game: 563 vs Nebraska-Omaha 1977
Season: 4,108 in 1973

MOST SCRIMMAGE PLAYS NAU

Game: 90 vs Boise State 1971
Season: 792 in 1976

MOST SCRIMMAGE PLAYS OPPONENTS

Game: 92 New Mexico State 1967
Season: 855 in 1972

MOST PASSES HAD INTERCEPTED

Game: 5 vs Northern Colorado 1978
Season: 24 in 1958

MOST PASS INTERCEPTIONS NAU

Game: 5 vs Weber State 1978
Season: 24 in 1958 and 1968

LEAST PASSING YARDS ALLOWED

Game: Zero by Idaho State 1961,
Cal Poly-Pomona 1978
Season: 477 in 1956

LEAST PASSES COMPLETED OPPONENTS

Game: None by Idaho State 1961,
Cal Poly-Pomona 1978
Season: 41 in 1956

MOST PASS ATTEMPTS BOTH TEAMS

Game: 92 (NAU 24, Nebraska-Omaha 68) 1977
Season: 592 in 1977 (NAU 253, Opp 339)

MOST PASS COMPLETIONS BOTH TEAMS

Game: 53 (NAU 14, Nebraska-Omaha 39) 1977
Season: 284 (NAU 128, Opp 156) 1977

LEAST TOTAL OFFENSE ALLOWED

Game: 15 vs Cal Poly-Pomona 1977
Season: 1,423 in 1956

MOST TOTAL YARDS BOTH TEAMS

Game: 1,050 (NAU 487, Nebraska-Omaha 563) 1977
Season: 7,534 in 1977 (NAU 4302, Opp 3232)

FIRST DOWNS

MOST FIRST DOWNS NAU

Game: 29 vs Whitworth 1969
Season: 212 in 1976

MOST FIRST DOWNS OPPONENTS

Game: 32 Nebraska-Omaha 1977
Season: 180 in 1967

MOST FIRST DOWNS RUSHING NAU

Game: 25 vs Western New Mexico 1963
Season: 142 in 1976

MOST FIRST DOWNS RUSHING OPPONENTS

Game: 23 Weber State 1970
Season: 105 in 1972

MOST FIRST DOWNS PASSING NAU

Game: 17 vs Whitworth 1969
Season: 112 in 1969

MOST FIRST DOWNS PASSING OPPONENTS

Game: 24 Nebraska-Omaha 1977
Season: 90 in 1977

LEAST FIRST DOWNS ALLOWED

Game: 5 US International 1976
5 Western New Mexico 1963
5 Colorado Western 1960
5 LaVerne 1958
Season: 93 in 1957

LEAST FIRST DOWNS RUSHING

Game: Zero by Univ. of San Diego 1956
Season: 44 in 1957

LEAST FIRST DOWNS PASSING

Game: Zero by Idaho State 1961,
Cal Poly-Pomona 1978
Season: 15 in 1927

PENALTIES

MOST FIRST DOWNS BY PENALTY NAU

Game: 7 vs New Mexico Highlands 1970
Season: 25 in 1970

MOST FIRST DOWNS PENALTY OPPONENTS

Game: 14 vs LaVerne 1958
Season: 31 in 1958

MOST PENALTIES NAU

Game: 28 vs LaVerne 1958
Season: 72 in 1968

MOST PENALTY YARDS NAU

Game: 155 vs LaVerne 1958
Season: 792 in 1967

FUMBLES

MOST FUMBLES RECOVERED NAU

Game: 8 vs Long Beach 1968
Season: 32 in 1966

MOST FUMBLES RECOVERED OPP

Game: 7 vs Hiram-Scott 1968
Season: 29 in 1968

MOST FUMBLES NAU

Game: 14 vs Hiram-Scott 1968
Season: 53 in 1968

MOST FUMBLES OPPONENTS

Game: 12 Long Beach State 1968
Season: 60 in 1958

PUNTING

MOST PUNTS NAU

Game: 11 vs New Mexico State 1967
Season: 66 in 1969

MOST PUNTS OPPONENTS

Game: 12 Hiram-Scott 1968
Season: 70 in 1977

MOST YARDS PUNTS NAU

Game: 385 vs New Mexico State 1967
Season: 2,494 in 1976

MOST YARDS PUNTS OPPONENTS

Game: 408 Hiram-Scott 1968
Season: 2,590 in 1958

HIGHEST PUNTING AVG NAU

Game: 54.8 vs Hiram Scott 1968
Season: 42.1 in 1965

HIGHEST PUNTING AVG OPPONENTS

Game: 50.7 vs Augustana 1977
Season: 40.1 in 1972

MOST PUNTS BLOCKED NAU

Game: 2 several times
Season: 4 in 1977
All Kicks: 8 in 1977

MOST PUNTS BLOCKED OPPONENTS

Game: 2 several times
Season: 3 in 1973
All Kicks: 5 in 1972

MISCELLANEOUS RECORDS

MOST TIE GAMES NAU

Season: 3 in 1935
Career: 23 (1915-1978)
Last: 0-0 Idaho State 1965

NAU TEAM RECORDS

SCORING

MOST POINTS SCORED BY NAU

Game: 77 vs Cal-Northridge 1973
Season: 324 in 1977 (11 games)

MOST POINTS SCORED BY OPPONENTS

Game: 90 by New Mexico State 1967
Season: 292 in 1972

MOST POINTS SCORED BY BOTH TEAMS

Game: 94 (NAU 77, Cal-Northridge 17)
Season: 493 in 1977 (NAU 324, Opp 169)

MOST RUSHING TDs NAU

Game: 9 vs Cal-Northridge 1973
Season: 39 in 1972

MOST RUSHING TDs OPPONENTS

Game: 9 vs New Mexico State 1967
Season: 30 in 1972

MOST PASSING TDs NAU

Game: 5 vs Idaho State 1976
Season: 26 in 1969

MOST PASSING TDs OPPONENTS

Game: 4 on three occasions
Season: 15 in 1972

MOST TDs SCORED NAU

Game: 11 vs Cal-Northridge 1973
Season: 43 in 1956

MOST TDs SCORED OPPONENTS

Game: 13 New Mexico State 1967
Season: 40 in 1972

MOST FIELD GOALS NAU

Game: 5 vs Nebraska-Omaha 1977
Season: 20 in 1977

MOST FIELD GOALS OPPONENTS

Game: 5 Boise State 1971
Season: 11 in 1971

MOST FIELD GOAL ATTEMPTS NAU

Game: 5 vs Nebraska-Omaha 1977
5 vs Nevada-Las Vegas 1977
Season: 29 in 1977

MOST FIELD GOAL ATTEMPTS OPP

Game: 5 Boise State 1971
Season: 19 in 1971

MOST CONVERSIONS NAU

Game: 10 vs Eastern Montana 1977
Season: 32 in 1960 and 1977

MOST CONVERSIONS OPPONENTS

Game: 12 New Mexico State 1967
Season: 33 in 1972

MOST POINTS KICK-SCORING NAU

Game: 17 vs Nebraska-Omaha 1977
Season: 92 in 1977

MOST POINTS KICK-SCORING OPPONENTS

Game: 16 Boise State 1971
Season: 48 in 1972

OFFENSE

MOST RUSHING PLAYS NAU

Games: 70 vs Western New-Mexico 1963
Season: 577 in 1976

MOST RUSHING YARDAGE NAU

Game: 560 vs Western New Mexico 1964
Season: 2,783 in 1964

MOST PASSES ATTEMPTED NAU

Game: 48 vs Fresno State 1969
Season: 344 in 1969

MOST PASSES ATTEMPTED OPPONENTS

Game: 68 Nebraska-Omaha 1977
Season: 339 in 1977

MOST PASSES COMPLETED NAU

Game: 23 vs Eastern New Mexico
and Whitworth, 1969
Season: 172 in 1969

MOST PASSES COMPLETED OPPONENTS

Game: 39 Nebraska-Omaha 1977
Season: 156 in 1977

MOST PASSING YARDS NAU

Game: 412 vs Whitworth 1969
Season: 2,627 in 1969

MOST PASSING YARDS OPPONENTS

Game: 469 Nebraska-Omaha 1977
Season: 2,080 in 1977

MOST YARDS TOTAL OFFENSE NAU

Game: 615 vs Cal-Northridge 1973
Season: 4,302 in 1977

MOST YARDS TOTAL OFFENSE OPPONENTS

Game: 563 vs Nebraska-Omaha 1977
Season: 4,108 in 1973

MOST SCRIMMAGE PLAYS NAU

Game: 90 vs Boise State 1971
Season: 792 in 1976

MOST SCRIMMAGE PLAYS OPPONENTS

Game: 92 New Mexico State 1967
Season: 855 in 1972

MOST PASSES HAD INTERCEPTED

Game: 5 vs Northern Colorado 1978
Season: 24 in 1958

MOST PASS INTERCEPTIONS NAU

Game: 5 vs Weber State 1978
Season: 24 in 1958 and 1968

LEAST PASSING YARDS ALLOWED

Game: Zero by Idaho State 1961,
Cal Poly-Pomona 1978
Season: 477 in 1956

LEAST PASSES COMPLETED OPPONENTS

Game: None by Idaho State 1961,
Cal Poly-Pomona 1978
Season: 41 in 1956

MOST PASS ATTEMPTS BOTH TEAMS

Game: 92 (NAU 24, Nebraska-Omaha 68) 1977
Season: 592 in 1977 (NAU 253, Opp 339)

MOST PASS COMPLETIONS BOTH TEAMS

Game: 53 (NAU 14, Nebraska-Omaha 39) 1977
Season: 284 (NAU 128, Opp 156) 1977

LEAST TOTAL OFFENSE ALLOWED

Game: 15 vs Cal Poly-Pomona 1977
Season: 1,423 in 1956

MOST TOTAL YARDS BOTH TEAMS

Game: 1,050 (NAU 487, Nebraska-Omaha 563) 1977
Season: 7,534 in 1977 (NAU 4302, Opp 3232)

FIRST DOWNS

MOST FIRST DOWNS NAU

Game: 29 vs Whitworth 1969
Season: 212 in 1976

MOST FIRST DOWNS OPPONENTS

Game: 32 Nebraska-Omaha 1977
Season: 180 in 1967

MOST FIRST DOWNS RUSHING NAU

Game: 25 vs Western New Mexico 1963
Season: 142 in 1976

MOST FIRST DOWNS RUSHING OPPONENTS

Game: 23 Weber State 1970
Season: 105 in 1972

MOST FIRST DOWNS PASSING NAU

Game: 17 vs Whitworth 1969
Season: 112 in 1969

MOST FIRST DOWNS PASSING OPPONENTS

Game: 24 Nebraska-Omaha 1977
Season: 90 in 1977

LEAST FIRST DOWNS ALLOWED

Game: 5 US International 1976
5 Western New Mexico 1963
5 Colorado Western 1960
5 LaVerne 1958
Season: 93 in 1957

LEAST FIRST DOWNS RUSHING

Game: Zero by Univ. of San Diego 1956
Season: 44 in 1957

LEAST FIRST DOWNS PASSING

Game: Zero by Idaho State 1961,
Cal Poly-Pomona 1978
Season: 15 in 1927

PENALTIES

MOST FIRST DOWNS BY PENALTY NAU

Game: 7 vs New Mexico Highlands 1970
Season: 25 in 1970

MOST FIRST DOWNS PENALTY OPPONENTS

Game: 14 vs LaVerne 1958
Season: 31 in 1958

MOST PENALTIES NAU

Game: 28 vs LaVerne 1958
Season: 72 in 1968

MOST PENALTY YARDS NAU

Game: 155 vs LaVerne 1958
Season: 792 in 1967

FUMBLES

MOST FUMBLES RECOVERED NAU

Game: 8 vs Long Beach 1968
Season: 32 in 1966

MOST FUMBLES RECOVERED OPP

Game: 7 vs Hiram-Scott 1968
Season: 29 in 1968

MOST FUMBLES NAU

Game: 14 vs Hiram-Scott 1968
Season: 53 in 1968

MOST FUMBLES OPPONENTS

Game: 12 Long Beach State 1968
Season: 60 in 1958

PUNTING

MOST PUNTS NAU

Game: 11 vs New Mexico State 1967
Season: 66 in 1969

MOST PUNTS OPPONENTS

Game: 12 Hiram-Scott 1968
Season: 70 in 1977

MOST YARDS PUNTS NAU

Game: 385 vs New Mexico State 1967
Season: 2,494 in 1976

MOST YARDS PUNTS OPPONENTS

Game: 408 Hiram-Scott 1968
Season: 2,590 in 1958

HIGHEST PUNTING AVG NAU

Game: 54.8 vs Hiram Scott 1968
Season: 42.1 in 1965

HIGHEST PUNTING AVG OPPONENTS

Game: 50.7 vs Augustana 1977
Season: 40.1 in 1972

MOST PUNTS BLOCKED NAU

Game: 2 several times
Season: 4 in 1977
All Kicks: 8 in 1977

MOST PUNTS BLOCKED OPPONENTS

Game: 2 several times
Season: 3 in 1973
All Kicks: 5 in 1972

MISCELLANEOUS RECORDS

MOST TIE GAMES NAU

Season: 3 in 1935
Career: 23 (1915-1978)
Last: 0-0 Idaho State 1965

NAU INDIVIDUAL RECORDS

SCORING

MOST POINTS

Game: 24 Jimmy Smith vs Texas Lutheran 1973
24 Jimmy Smith vs Cal-Northridge 1973
Season: 92 Tom Jurich 1977
Career: 160 Tom Jurich 1975-77

MOST TOUCHDOWNS

Game: 4 Jimmy Smith vs Texas Lutheran 1973
4 Jimmy Smith vs Cal-Northridge 1973
Season: 11 Jimmy Smith 1973
11 Charlie Brown 1969
Career: 22 Allan Clark (15 rush, 7 receptions) 1975-78
Carl Golden (all rushing), 1975-78

MOST RUSHING TOUCHDOWNS

Game: 4 Jimmy Smith vs Texas-Lutheran 1973
4 Jimmy Smith vs Cal-Northridge 1973
Season: 11 Jimmy Smith 1973
Career: 22 Carl Golden 1975-78

MOST TD PASSES CAUGHT

Game: 3 Ken Fraser vs Portland State 1978
3 Dick Baserman vs Cal-Northridge 1971
3 Charlie Brown vs Whitworth 1969
3 Bobby Grey vs Long Beach State 1968
3 Don Brackin vs Westminster 1956
Season: 11 Charlie Brown 1969
Career: 16 Tyrone Peterson 1975-78

MOST KICK-SCORING POINTS

Game: 17 Tom Jurich vs Nebraska-Omaha 1977
Season: 92 Tom Jurich 1977
Career: 160 Tom Jurich 1975-77

MOST FIELD GOALS MADE

Game: 5 Tom Jurich vs Nebraska-Omaha 1977
Season: 20 Tom Jurich 1977
Career: 28 Tom Jurich 1975-77

MOST FIELD GOALS ATTEMPTED

Game: 5 Tom Jurich vs Nebraska-Omaha 1977
5 Tom Jurich vs Nevada-Las Vegas 1977
Season: 29 Tom Jurich 1977
Career: 57 Tom Jurich 1975-77

MOST CONVERSIONS MADE

Game: 10 Tom Jurich vs Eastern Montana 1977
Season: 32 Tom Jurich 1977
32 Mike Mercer 1960
Career: 76 Tom Jurich 1975-77

MOST CONVERSIONS ATTEMPTED

Game: 10 Tom Jurich vs Eastern Montana 1977
10 Gary Galati vs Cal-Northridge 1973
Season: 35 Tom Jurich 1977
Career: 84 Tom Jurich 1975-77

MOST 50-YARD FIELD GOALS

Game: 55 Gary Galati vs Weber 1973
54 Tom Jurich vs Montana 1977
54 Tom Jurich vs Weber 1977

51 Tom Jurich vs Idaho State 1977
50 Monte Varah vs Idaho State 1978

Season: 3 Tom Jurich 1977
Career: 3 Tom Jurich 1975-77

RUSHING

MOST NET YARDS RUSHING

Game: 322 Jimmy Smith vs Cal-Northridge 1973
Season: 1,336 Allan Clark 1978
Career: 2,753 Allan Clark 1975-78

MOST RUSHING ATTEMPTS

Game: 39 Bob Fowler vs Drake 1974
Season: 256 Allan Clark 1978
Career: 552 Allan Clark 1975-78

BEST RUSHING AVERAGE

Game: 11.9 Jimmy Smith vs Cal-Northridge 1973
(322 yards on 27 attempts)
Season: 9.8 Jim Simms (885 on 91 attempts) 1964
Career: 8.2 Jim Simms (1,884 on 230 attempts) 1961-64

MOST RUSHING TDs: See Scoring

PASSING

MOST PASSING ATTEMPTS

Game: 45 Mike Olson vs Montana State 1968
Season: 322 Mike Olson 1968
Career: 440 Herb Daniel 1976-77

MOST PASSES COMPLETED

Game: 23 Bob Stewart vs Eastern New Mexico 1969
Season: 139 Bob Stewart 1969
139 Mike Olson 1968
Career: 222 Herb Daniel 1976-77

MOST PASSING YARDS

Game: 368 Bob Stewart vs Weber State 1969
Season: 2,123 Bob Stewart 1969
Career: 3,136 Herb Daniel 1976-77

MOST TD PASSES THROWN

Game: 5 Herb Daniel vs Idaho State 1976
Season: 19 Mike Olson 1968
Career: 26 Herb Daniel 1976-77

MOST INTERCEPTIONS THROWN

Game: 3 several times
Season: 17 Mike Olson 1968
Career: 27 Herb Daniel 1976-77

TOTAL OFFENSE

MOST TOTAL OFFENSE PLAYS

Game: 51 Mike Olson vs Montana State 1968
Season: 372 Mike Olson 1968
Career: 688 Larry Welch 1962-65

MOST YARDS TOTAL OFFENSE

Game: 346 Bob Stewart vs Weber State 1969
Season: 1,957 Bob Stewart 1969
Career: 3,279 Herb Daniel 1976-77

FOLLOW THE

LUMBERJACKS

COVERING

NAU, THE BIG SKY

AND

NORTHLAND SPORTS

DAN ENGLER
SPORTS EDITOR

NAU BOOSTER CLUB MEMBER

in the

ARIZONA DAILY SUN

SPORTS SECTION

SEE OUR SUNDAY PAPER
(FOR GREAT SPORTS COVERAGE)

ON-CAMPUS DELIVERY
SUBSCRIBE TODAY - CALL 774-4545

NAU INDIVIDUAL RECORDS

ALL PURPOSE RUNNING.

ALL PURPOSE RUNNING (Rushing, Receiving, Kick Returns)

Game: 358 Jim Smith vs Cal-Northridge 1973 (322 rush, 36 returns)
 Season: 1,476 Allan Clark 1978 (1,336 rush, 140 receive)
 Career: 3,575 Allan Clark 1975-78 (2,723 rush, 404 receive, 448 returns)

PASS RECEPTIONS

MOST PASSES CAUGHT

Game: 12 Charlie Brown vs Eastern New Mexico 1969
 Season: 63 Charlie Brown 1969
 Career: 112 Tyrone Peterson 1975-78

MOST YARDS ON RECEPTIONS

Game: 245 Charlie Brown vs Whitworth 1969
 Season: 1,134 Charlie Brown 1969
 Career: 1,996 Tyrone Peterson 1975-78

MOST TDs RECEPTIONS: See Scoring

PUNTS

MOST PUNTS

Game: 11 Jim Youngs vs New Mexico State 1967
 Season: 61 Bob Grey 1969
 Career: 109 Bob Martin 1975-76, Bob Grey 1968-69

MOST PUNT YARDAGE

Game: 385 Youngs vs New Mexico State 1967
 Season: 2,494 Bob Martin 1976
 Career: 4,457 Bob Martin 1975-76

KICK RETURNS

PUNT RETURN YARDS

Game: 122 Joe Jackson vs Cal Poly-Pomona 1969
 Season: 253 Ray Smith 1976
 Career: 714 Ray Smith 1975-78
 Game TDs: 2 Joe Jackson vs Cal Poly-Pomona 1969
 Career TDs: 3 Ray Smith 1975-78
 Seasonal TDs: 2 Ray Smith 1976
 Joe Jackson 1969
 Game Average: 122 Joe Jackson vs Cal Poly-Pomona 1969 (122 yds, 2 returns)
 Season Average: 18.1 Ray Smith 1976 (253 yds, 14 ret).
 Career Average: 14.0 Ray Smith 1975-78 (714 yds, 51 ret).

KICKOFF RETURN YARDS

Game: Randy Ferrell 164 vs Drake 1974
 Season: 660 Randy Ferrell 1974 (24 returns)
 Career: 1,119 Randy Ferrell 1974-75 (38 returns)
 Career TDs: 3 Randy Ferrell 1974-75
 Seasonal TDs: 2 Randy Ferrell 1975
 Game TDs: 1 - several players

Game Average: 164 Randy Ferrell vs Drake 1974 (164 yds, 3 ret)
 Season Average: 32.8 Randy Ferrell 1975 (459 yds, 14 ret)
 Career Average: 29.4 Randy Ferrell 1974-75 (1,119 yds, 38 ret)

INTERCEPTIONS

MOST PASSES INTERCEPTED

Game: 3 Albert Circosta vs Long Beach 1966
 3 Fritz Kruezer vs Adams State 1965
 Season: 12 Al Alvarez 1958
 Career: 12 Al Alvarez 1957-58

MOST YARDS INTERCEPTION RETURNS

Game: 92 Albert Circosta vs Long Beach State 1966
 Season: 327 Albert Circosta 1966
 Career: 525 Albert Circosta 1966-67

LONGEST PLAYS

*Scored

LONGEST OFFENSIVE PLAYS

Rush: *93 Chris Mangold vs Montana 1975
 Pass: *96 Tyrone Peterson from Herb Daniel vs Nebraska-Omaha 1977

Longest non-scoring run: 86 Jim Bullard vs Idaho State 1973
 Longest non-scoring pass: 79 Charlie Brown from Bob Stewart vs Weber 1969

LONGEST RETURNS

Kickoff: *100 Randy Ferrell vs Drake 1974
 Punt: * 90 Ray Smith vs Weber 1976
 * 90 Jim Fuller vs West Texas State 1966
 Interception: *95 Ron Cote vs Long Beach 1956
 Blocked Kick: *70 Rudy Cabrera vs New Mexico Western, 1958
 Fumble Recovery: *88 Jim Oman vs New Mexico Highlands 1963
 Pitchout: *85 Louis Reyna vs Cal Poly-Pomona 1957

LONGEST KICKS

Field Goal: 55 Gary Galati vs Weber State 1973
 Punt: 84 Bob Martin vs Boise State 1975


MISCELLANEOUS INDIVIDUAL RECORDS

1,000-YARD PLUS RUSHING SEASONS

1,336 Allan Clark, 1978
 1,265 Jim Smith, 1973

1,000-YARD PLUS ALL PURPOSE RUNNING SEASONS

1,476 Allan Clark, 1978 (1,336 rush, 140 receiving)
 1,464 Jim Smith, 1973 (1,252 rush, 60 receiving, 152 ret)
 1,099 Jim Simms, 1964 (885 rush, 36 receiving, 188 ret)



Flagstaff

QUALITY SALES
and SERVICE

PHOTO
AUDIO-VISUALS
SOUND

Tempe

TEL. (602) 779-3651



1200 EAST SANTA FE., FLAGSTAFF, ARIZONA 86001

- SANDERS • POWER TOOLS
- EXERCISE EQUIPMENT • PAINT TOOLS
- AUTO TOOLS • CARPENTER TOOLS
- PARTY NEEDS • BABY FURNITURE

NAU STATISTICAL LEADERS
 •Since Joining Big Sky
 *-Big Sky Leader N-National Leader

RUSHING

1978	Allan Clark	1,366
1977	Carl Golden	704
*1976	Carl Golden	731
1975	Chris Mangold	656
1974	Eric Days	422
*1973	Jim Smith	1,252
1972	Tom Rodgers	755
1971	Danny White	620
1970	Bill Tate	539

TOTAL OFFENSE

1978	Allan Clark	1,435
1977	Herb Daniel	1,900
1976	Herb Daniel	1,379
1975	Chris Mangold	682
1974	Dan Troup	793
1973	Jim Smith	1,252
1972	Bud Kane	833
1971	Craig Holland	759
1970	Jim Beckenhauer	796

SCORING

1978	Allan Clark	60
*1977	Tom Jurich	92
1976	Tom Jurich	45
1975	Chris Mangold	30
1974	Jerry Wallace	31
1973	Jimmy Smith	66
1972	Tom Rogers	34
1971	Dick Baserman	36
1970	Steve Maier	36

PUNT RETURNS

N*1978	Ray Smith	13.9
*1977	Joe Walker	16.6
*1976	Ray Smith	18.1
1975	Ray Smith	8.3
1974	Jim Dearing	14.6
1973	John Carroll	7.7
1972	Bo Williams	22.2
1971	John Carroll	9.9
1970	Rosie Van	11.3

PASSING YARDS

1978	Bill Holst	835
1977	Herb Daniel	1,822
1976	Herb Daniel	1,314
1975	Robbie Schmitz	472
1974	Dan Troup	907
1973	Dave Mendez	716
1972	Bud Kane	803
1971	Craig Holland	821
1970	Jim Beckenhauer	841

RECEIVING

1978	Tyrone Peterson	34/618
1977	Ken Fraser	33/636
1976	Tyrone Peterson	30/519
1975	Tyrone Peterson	17/223
1974	Kevin Riley	27/474
1973	Rick Wilson	28/438
1972	Walt Mannon	21/359
1971	Walt Mannon	30/383
1970	Steve Maier	40/638

PUNTING

1978	Tony Felix	39.5
1977	Tom Jurich	37.1
1976	Bob Martin	41.9
1975	Bob Martin	40.1
1974	Rick Terry	37.5
1973	Rick Terry	40.1
1972	Bob Richey	38.1
1971	Chip Ellwanger	36.3
1970	Jack DeGrenier	37.3

KICKOFF RETURNS

1978	Willard Reaves	20.7
1977	James Cobb	24.6
1976	Tyrone Peterson	19.0
*1975	Randy Ferrell	32.8
1974	Randy Ferrell	27.5
1973	Al Gilpin	24.9
1972	Rosie Van	25.0
1971	Rufus Mullen	22.6
1970	Rosie Van	19.1

INTERCEPTIONS

*1978	Joe Walker	5
	Harold Smith	5
1977	Ray Smith	5
1976	Cleveland Dansby	6
1975	Don Beachum	5
1974	Jim Dearing	4
1973	Paul Arslanian	2
1972	Joe Hernandez	2
1971	Norm Aufderheide	3
1970	Mike Hlavac	2


TACKLES

1978	Jerry Lumpkin	121
1977	Ed Hightower	129
1976	Jerry Lumpkin	135
1975	Don Rowell	117
1974	George Kaegle	109
1973	Bruce Ivor	94
1972	Joe Hernandez	96
1971	Mike Boettcher	97

NAU'S 200-YARD PLUS

Rushing Club

322:	Jimmy Smith vs Cal-Northridge	1973
316:	Chris Thorton vs Western Illinois	1967
261:	Allan Clark vs Montana State	1978
250:	Allan Clark vs Boise State	1978
246:	Allan Clark vs Idaho State	1978
210:	Bob Fowler vs Drake	1974
206:	Bill Tate vs New Mexico State	1970
200:	Jim Smith vs Texas Lutheran	1973



Banana imports

SHOP MONDAY-SATURDAY 10-7 SUNDAY 12-6

SHERWOOD FOREST SHOPPING CENTER
 1451 SOUTH MILTON ROAD • 779-2610

Light Industrial
 and
 Residential Hardware

Quality makes the difference.


Tom's mr. hardware
 704 E. Santa Fe Flagstaff, AZ. 86001

TOM LOOMIS

Bus. Phone (602) 774-6603

NAU CAREER DEFENSIVE STATS

FINAL — 1978 NAU DEFENSIVE STATS — FINAL

TACKLES

Game: 22 Ed Hightower 1977, Cal Poly-Pomona
 22 Jerry Lumpkin 1976, Nebraska-Omaha;
 Boise State, 1978
 Season: 135 Jerry Lumpkin 1976-
 Career: 404 Jerry Lumpkin 1975-78

FORCED FUMBLES

Game: 3 Ed Hightower 1977, Cal Poly-Pomona
 Season: 8 Ed Hightower 1977
 Career: 21 Ed Hightower 1975-78

FUMBLES RECOVERED

Game: 2 Jim Anders 1977, Cal-Fullerton
 Season: 6 Jim Anders 1977
 Career: 8 Jim Anders 1976-active
 Ed Hightower 1975-78

INTERCEPTIONS

Game: 3 Al Circosta 1966, Long Beach State
 3 Fritz Kruezer 1965, Adams State
 Season: 12 Al Alvarez 1958
 Career: 12 Al Alvarez 1957-58

DEFLECTED PASSES

Game: 4 Joe Walker 1977, Cal-Fullerton
 4 Harold Smith 1976, Nebraska-Omaha
 Season: 14 Cleveland Dansby 1977
 Career: 26 Harold Smith, 1975-78
 Joe Walker, 1975-78

BLOCKED KICKS

Game: 2 Cleveland Dansby 1976, Montana
 Season: 6 Cleveland Dansby 1977
 Career: 40 Cleveland Dansby 1976-77

TACKLES FOR LOSS

Game: 9 Ed Judie 1977, Cal Poly-Pomona
 Season: 19 Neil Higginson 1978
 Career: 40 Ed Hightower 1975-78

DOWN LINEMEN, POS

Ed Hightower, E
 Neal Higginson, MG
 GREG GERKEN, DE
 DAN ANDERS, DT
 MIKE DOHM, DT
 ED JUDIE, DE
 JIM ANDERS, DT
 RON MITCHELL, DE
 ROB RENZI, DE
 Paul Petraitis, MG
 RUSS OWENS, DT/OG
 BRIAN DAELEY, DT
 STEVE CARLTON, DE
 STEVE BENHAM, DT
 STEVE JOHNSON, DT

LINEBACKERS

Jerry Lumpkin
 JOHN SCHACHTNER
 PHIL CANKIK
 TONY FELIX

SECONDARY

Harold Smith, FS
 Joe Walker, CB
 Ray Smith, CB
 CHUCK WILLIG, SS
 HAYWARD MONTGOMERY, SS
 ROBERT MILLER, DB
 CLIFFORD SELLS, DB
 DAVE NOOSINOW, DB
 KEVIN NOYD, DB
 Darcy Burden, DB

OTHERS

Charles Ford, TE
 BRIAN ROBERSON, C
 JOE TAYLOR, WR
 JAMES COBB, RB
 RICK RENZI, OG
 Allan Clark, RB
 Jim Delaney, OG
 FRED SMITH, OT
 MIKE SANTIAGO, C
 JAMES COLLINS, TE
 KEN MCCORMICK, RB
 CHUCK WELLS, OG
 ALPHONSE CURRY, WR
 Rodger Carbone, OT
 Carl Golden, FB

		TOTAL									
T/LOSS	AT	UT	TKLS	INT	FF	FR	BK	PD			
17/90	65	45	110	0	5	1	0	7			
19/107	65	43	108	0	2	1	2	2			
1/3	34	16	50	0	3	1	0	1			
5/20	35	13	48	0	1	2	0	1			
2/8	26	16	42	0	0	1	0	0			
5/38	22	19	41	0	0	0	0	2			
1/7	12	5	17	0	0	2	0	0			
0/0	8	7	15	0	0	0	0	2			
0/0	9	2	11	0	0	0	0	0			
0/0	4	7	11	0	0	0	0	0			
0/0	7	1	8	0	0	0	0	0			
1/4	6	3	9	0	0	0	0	0			
0/0	4	2	6	0	0	0	0	0			
0/0	2	3	5	0	0	0	0	0			
0/0	3	2	5	0	0	0	0	0			
T/LOSS	AT	UT	TKLS	INT	FF	FR	BK	PD			
5/19	75	46	121	1	3	1	0	10			
4/16	63	37	100	3	3	1	0	1			
2/9	36	19	55	0	0	0	0	0			
0/0	18	11	29	0	0	0	0	0			
T/LOSS	AT	UT	TKLS	INT	FF	FR	BK	PD			
1/13	37	31	68	5	1	2	0	9			
0/0	32	36	68	5	1	0	0	8			
5/22	27	27	54	1	1	0	0	2			
3/14	24	15	39	3	0	1	0	5			
0/0	17	7	24	0	0	0	0	2			
0/0	7	2	9	1	0	0	0	1			
0/0	4	3	7	0	0	0	0	0			
0/0	1	5	6	1	0	1	0	0			
0/0	2	3	5	0	0	0	0	0			
0/0	0	1	1	0	0	0	0	0			
T/LOSS	AT	UT	TKLS	INT	FF	FR	BK	PD			
0/0	7	1	8	0	0	0	0	0			
0/0	3	3	6	0	0	0	0	0			
0/0	2	2	4	0	0	0	0	0			
0/0	2	1	3	0	0	0	0	0			
0/0	2	0	2	0	0	0	0	0			
0/0	1	1	2	0	0	0	0	0			
0/0	1	0	1	0	0	1	0	0			
0/0	0	1	1	0	0	0	0	0			
0/0	1	0	1	0	0	0	0	0			
0/0	0	1	1	0	0	0	0	0			
0/0	0	1	1	0	0	0	0	0			
0/0	0	1	1	0	0	0	0	0			
0/0	0	1	1	0	0	0	0	0			
0/0	0	1	1	0	0	0	0	0			
0/0	0	1	1	0	0	0	0	0			



Easing the load

Over the past 30 years, Phelps Dodge scholarships have eased the financial load for hundreds of deserving Arizona students.

This year's Phelps Dodge scholars, shown at our mine in Morenci, are working toward careers in chemistry, nursing, education, engineering computer science, law, music, and many other fields.

College scholarships — another reason why *Phelps Dodge means a lot more than just copper.*



Standing with Arizona for 99 years.

AJO • BISBEE • DOUGLAS • METCALF • MORENCI
 Also at Tyrone and Playas, New Mexico


NEXT OPPONENT

Should NAU beat Nevada-Reno tonight, the Lumberjacks will be in prime contention to participate in the NCAA Division 1-AA post-season playoffs. The selection committee will name the four teams sometime early next week and where the first round will be played on Dec. 8.

The two first round games will be played on the campus of two of the participants then the championship game will be played Dec. 15 in Orlando, Florida. A win by Nevada-Reno would leave the Wolfpack in contention for the Western Bid. Last year UNR was ranked No. 1 in the final NCAA 1-AA poll but fell to Massachusetts 44-21 in the first round at Reno.

Other prime teams considered for the playoffs include Boston University from the East, Grambling, Murray State and Eastern Kentucky from the South. Last season Florida A&M beat Jackson State 15-10 in the other first round game then Florida A&M won the first-ever NCAA 1-AA national title by beating Massachusetts 35-28.

LUMBERJACK BASKETBALL: The Lumberjack basketball team will launch its 26-game season at home next Satur-




day (Dec. 1) when Cal-Fullerton comes to town for a 7:30 p.m. game. NAU will then host the University of South Dakota Monday, Dec. 3. NAU also plays at home Thursday, Dec. 6 against Doane College and Friday, Dec. 7 against Cal-Irvine.

Last season NAU posted a 13-14 record and the Lumberjacks tied for second place at the end of regular-season Big Sky Conference action with Idaho State — each team having an 8-6 record. NAU then finished runner-up to Weber State in the Big Sky Tourney — one step away from the NCAA playoffs.

NAU will be paced by three seniors this season — all of whom started last season. Mark Stevens, 6-6, 210-pound forward from Scottsdale was NAU's leading scorer (15.4) and rebounder (9.0) last season while Wayne Wharton, 6-5, 190-pound forward had 13.1 scoring clip and a 5.2 rebounding norm. Johnson averaged 6.6 points and 1.8 rebounds a game. Other returnees from NAU's "Hard-Way 8" team of a year ago include 6-9 234-pound junior center Mike Evans and 6-6 sophomore forward Ted Plotts.

THE GOLD RUSH IS COMING BE PREPARED TO BE AN ACTIVE PARTICIPANT!



THE NESBITTS: Mike Nesbitt and his wife Karen. Nesbitt has been head trainer at NAU since 1970. He is a 1968 graduate of Idaho State. He has an extensive student trainer program and his graduates are much in demand. Two of his former student trainers have won national scholarships. *(Photo by Don Cloud)*