



NORTHERN ARIZONA UNIVERSITY

VS IDAHO STATE UNIVERSITY

TODAY'S GAME TELECAST IN 8 STATES:

Sept. 16, 1978



Oxley 78

MONTANA

IDAHO

COLORADO

ARIZONA

NEW MEXICO

TEXAS

UTAH

WYOMING

BIG SKY CONFERENCE FOOTBALL • NAU DOME • PROGRAM \$1

LUMBERJACK FOOTBALL COACHING STAFF

Stock in Lumberjack football has taken a sharp up-turn and the man behind that surge in the past three years has been Joe Salem who is heading into his fourth year as Northern Arizona University's head coach.

Last fall NAU finished 9-3 and tied for the No. 5 spot nationally in the final NCAA Division II poll and for this, Salem was named Big Sky and NCAA District 8 coach of the year honors. His 1976 team was 8-3 and strongly showed things were bright on the horizon for NAU football.

Before coming to NAU the 40-year old Salem had been head coach at the University of South Dakota for nine years and his teams there won 29 of their last 37 games and sharing North Central Conference titles in 1972, 1973 and 1974. Salem's first NAU team in 1975 was 1-9, but that crew was mostly freshmen and those "yearlings" will be putting on their collegiate pads for the final time this fall.

As a player, Salem helped quarterback the University of Minnesota to the 1960 national title and a shot in the Rose Bowl. He then spent five years as an assistant at Minnesota before going to South Dakota, taking over a team such as he inherited at NAU.

Strong academic counseling and insistence that his football players work steadily toward a degree program has been a Salem-trademark during his 12 years as a head coach. As a result, more than 90 percent of Salem's players have graduated over the past 12 years. "We want our players to have a positive attitude toward their alma mater once their playing days are over," says Salem. "A college degree helps in this respect."

Salem and his wife, Sue, have four sons — Tim, 16, Wade, 14, and eight-year old twins Brad and Brent. Tim is a budding athlete on his own, having started at quarterback at Flagstaff's Coconino High as a sophomore last fall. Wade is a developing baseball player and the twins seldom miss an NAU football practice.



JOE SALEM
Head Coach

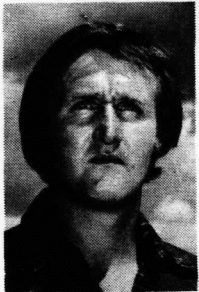
JERRY JANSON A five-year member of the Salem staff. The 28-year old Janson is in his third year of coaching the defensive backfield. He coached the defensive line for two. A graduate of Carthage College in Wisconsin and he earned his master's degree at Ohio State where he was a graduate assistant during the 1972 and 1973 seasons, working with national championship Buckeye teams. Earned varsity letters at Carthage College in football, basketball and baseball.

PAT MORRIS is new to the Northern Arizona University football coaching staff, having joined NAU for spring drills to replace Dick Heesch who entered business in Flagstaff. He will coach the offensive line. The 24-year old Morris is a 1976 graduate of the University of Southern California. Morris played offensive guard on the 1975 USC team which won Rose Bowl and national titles. He also played on the 1976 Liberty Bowl championship team. A graduate of Alemany High in Mission Hills. Morris played eight years of rugby during high school and college days.

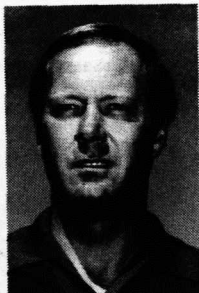
DAN RUNKLE is the man behind the chalk that has drawn up the NAU defense which has led the Big Sky in total defense and defense against the rush the past two seasons. NAU led the Big Sky in defense against scoring last year and was 13th nationally against the rush. This is Runkle's seventh season as Joe Salem's defensive coordinator. Since Runkle joined Salem's staff, the duo have worked out a 47-23 record. The 32-year old Runkle earned 10 varsity letters at Illinois College — four each in football and basketball and two in baseball. He earned his master's at Western Illinois. In the summer, he coordinates the NAU Sports Camp. Runkle and his wife, Joelle, are the parents of an eight-year old son, Tad, and a two-year old daughter, Sara Joelle.

JIM CLEMENTS The 38-year old Clements is in his third year of coaching the NAU defensive line and his forward wall has been a key factor in several NAU games over this span. Served as a graduate assistant in 1975 and has helped with the steady progress of the tough NAU defense. A graduate of Arizona State University who earned his master's degree at Eastern Michigan. Coached 12 years in native Detroit and at Flagstaff High before coming to NAU. Has been outstanding at working with young defensive linemen and developing their skills. Has been a key member of the NAU booster club fund raising staff. He and his wife, Holly, are the parents of three children, Julie, 12, Tommy, 6 and Jill, 4.

PAT LAVIN one of the top prep coaches in Arizona high school history joined the NAU staff in the winter when Mike Shanahan left to take the offensive coordinator's post at his alma mater, Eastern Illinois. Lavin, 35, will coach the offensive backs. A 1968 graduate of Arizona State University, Lavin earned his master's at NAU in 1974. After graduating from ASU, Lavin was assistant at Phoenix St. Marys then took the head job in 1971 and held it until coming to NAU. His seven-year mark was 64-13-2 and he had four consecutive Division and State playoff appearances before coming to NAU. He coached 14 All-Staters, including two prep All-Americans. He and his wife, Linda, have three children, Jeanine, 9, Trent, 7 and Natalie, 5.



JERRY JANSON



JIM CLEMENTS



PAT MORRIS



PAT LAVIN



DAN RUNKLE



1977 NORTHERN ARIZONA UNIVERSITY FOOTBALL STATISTICS

STATS FOR REGULAR SEASON ONLY

Overall 9-3

Big Sky 5-1

NAU 31, Augustana, S.D. 30 (8,250)
 *NAU 28, at Idaho State 7 (7,200)
 *NAU 25, Montana 24 (12,860)
 *NAU 36, at Weber 10 (10,014)
 At UNLV 20, NAU 16 (13,397)
 NAU 16, at Cal Poly-Pomona 0 (2,500)
 #NAU 24, Cal Fullerton 9 (15,988)
 *At Boise State 27, NAU 13 (20,498)

*NAU 23, Montana State 21 (14,216)
 NAU 70, Eastern Montana 0 (10,244)
 NAU 37, Nebraska-Omaha 21 (11,838)
 §Jacksonville, Ala. 35, NAU 0 (7,584)

*-Big Sky Games
 #-Designated Big Sky Game
 §-NCAA First Round

RETURNEES IN BOLD FACE

NAU TEAM STATISTICS

	NAU	OPP	SCORING	TD	R	P	PAT	FG	TP
FIRST DOWNS	202	178	Jurich	0	0	0	32-35	20-29	92
Rushing	109	75	GOLDEN	10	10	0	1-1	0-0	62
Passing	77	90	FRASER	8	1	7	0-0	0-0	48
Penalty	12	12	PETERSON	4	0	4	0-0	0-0	24
RUSHING	533	456	REAVES	3	3	0	0-0	0-0	18
Yards Rushing	2618	1681	A. CLARK	3	2	1	0-0	0-0	18
Yards Lost	250	529	Fowler	2	0	2	0-0	0-0	12
Net Yards Rushing	2368	1152	Daniel	2	2	0	0-0	0-0	12
Game Average	215.3	104.7	Walton	2	0	2	0-0	0-0	12
Play Average	4.44	2.53	WALKER	1	0	0	0-0	0-0	6
PASSING ATTEMPTS	253	339	J. COLLINS	1	0	1	0-0	0-0	6
Completed	128	156	JACKSON	1	1	0	0-0	0-0	6
Passing Per Cent	.506	.460	B. COLLINS	1	1	0	0-0	0-0	6
Passing Yards	1934	2080							
Average	175.8	189.1	PUNTING		NO	YDS	AVG	BK	LG
Had Intercepted	14	19	Jurich		59	2189	37.1	1	57
Yards Returned	136	212	Dobbs		1	33	33.0	0	33
TOTAL OFFENSE	4302	3232							
No. Plays	786	705	RECEIVING		NO	YDS	AVG	TD	LONG
Average	391.1	293.8	FRASER		33	636	19.3	7	80
Play Average	5.47	4.06	PETERSON		31	636	20.5	4	96
PUNTS/YDS/BLOCKED	60/2222/1	70/2776/5	J. COLLINS		19	247	13.0	1	25
Average	37.1	39.5	GOLDEN		15	87	5.8	0	10
Punt Returns	31	20	A. CLARK		10	143	15.9	1	40
Yards	445	149	Walton		9	87	9.7	2	9
FUMBLES/LOST	23/16	38/21	Fowler		8	44	5.5	2	8
PENALTIES/YDS	72/749	62/591	B. COLLINS		2	10	5.0	0	8
TOUCHDOWNS	38	24	CURRY		1	20	20.0	0	20
Rushing	20	12	REAVES		1	13	13.0	0	13
Passing	17	11	MITCHELL		1	17	17.0	0	17
Other	1	1							
PAT KICK	32/35	16/20	PASSING		A/C/I	YDS	PCT	TD	LG
PAT RUN/PASS	1/3	3/4	Daniel		237/122/12	1822	.515	14	96
FIELD GOALS	20/29	3/13	JONES		10/3/1	43	.300	2	18
SAFETIES	1	0	A. CLARK		4/3/1	69	.750	1	45
TOTAL POINTS	324	169	LOOMIS		2/0/0	0	.000	0	0
Average	29.5	15.4							

RUSHING

	TC	YG	YL	NET	G-AV	LG	AV
REAVES	62	402	1	401	66.8	50	6.5
A. CLARK	142	704	39	665	66.5	52	4.8
GOLDEN	158	734	30	704	64.0	76	4.6
JACKSON	12	54	0	54	54.0	10	4.5
Stephenson	1	30	0	30	30.0	30	30.0
Fowler	61	198	17	181	25.4	9	3.0
B. COLLINS	11	92	1	91	18.2	3	4.0
PETERSON	4	49	0	49	12.5	17	12.5
FRASER	7	115	3	112	12.4	79	16.0
LOOMIS	1	10	0	10	10.0	10	10.0
COBB	8	35	2	33	8.1	13	4.1
Daniel	60	203	125	78	7.1	16	1.1
JONES	6	13	10	3	0.5	9	0.5
Walton	1	0	10	--	--	--	--
Jurich	1	0	10	--	--	--	--

QUARTER SCORES

	1	2	3	4	TOTAL
NAU	92	88	69	75	324
OPPONENTS	10	76	48	35	169

TOTAL OFF.

	G	P	RUSH	PASS	TOTAL
Daniel	11	297	78	1822	1900
A. CLARK	10	146	665	69	734
GOLDEN	11	158	704	0	704

PUNT RETURNS

	NO	YDS	AVG	TD	LG
R. SMITH	14	197	14.1	0	31
WALKER	14	232	16.6	1	66
Kersting	1	4	4.0	0	4
Dansby	3	12	4.0	0	5

KICKOFF RETURNS

	NO	YDS	AVG	TD	LG
A. CLARK	5	102	20.4	0	25
COBB	9	221	24.6	0	33
Stephenson	3	53	17.7	0	19
R. SMITH	8	169	20.1	0	27
B. COLLINS	2	27	13.5	0	17
REAVES	2	47	23.5	0	30
TAYLOR	1	11	11.0	0	11

INTERCEPTIONS

	NO	YDS	AVG	TD	LG
R. SMITH	5	54	10.8	0	21
H. SMITH	3	54	18.0	0	30
J. WALKER	3	55	18.3	0	41
Dansby	3	2	0.7	0	2
JUDIE	1	0	00.0	0	0
MONTGOMERY	1	16	16.0	0	16
Kersting	1	0	0.0	0	0
NOYD	1	0	0.0	0	0
HIGGINSON	1	26	26.0	0	26



1977 NAU DEFENSIVE STATS

Name	AT	UT	Total						
			Tackles	INT	FF	FR	BK	DP	PD
ED HIGHTOWER, DE	71	58	129	0	8	5	0	12	3
JOE WALKER, DB	19	40	59	3	2	1	0	0	12
PHIL CANCHIK, LB	46	47	93	0	5	2	0	4	5
JERRY LUMPKIN, LB	63	57	120	0	0	0	0	6	6
RAY SMITH, SS	35	39	74	5	3	0	0	0	8
HAROLD SMITH, FS	27	26	53	3	2	0	0	0	7
JIM ANDERS, DT	65	44	109	0	4	6	1	7	2
DAVE CARLTON, DE	3	3	6	0	0	0	0	0	0
A.J. Brill, DT	29	24	53	0	0	1	0	4	1
Cleveland Dansby, CB	43	37	80	3	1	1	6	0	14
ED JUDIE, DE	46	37	83	1	3	2	0	17	2
NEAL HIGGINSON, MG	52	53	105	1	4	2	0	7	2
RUSS OWENS, DT	25	16	41	0	0	0	1	3	0
RICK RENZI, DE	10	11	31	0	1	0	0	1	0
DAN ANDERS, DT	12	7	19	0	1	0	0	3	0
Greg Clark, DB	5	7	12	0	0	0	0	0	2
HAYWARD MONTGOMERY, DB	10	8	18	1	0	0	0	0	1
Tom Jurich, K	2	1	3	0	0	0	0	0	0
Scott Boatright, DT	3	7	10	0	0	0	0	1	0
JIM DELANEY, OG	1	1	2	0	0	0	0	0	0
JAMES COLLINS, TE	0	1	1	0	0	0	0	0	0
RON MITCHELL, TE	1	1	2	0	1	0	0	0	0
Joe Kersting, FS	10	11	21	1	0	0	0	0	4
CARL GOLDEN, FB	0	1	1	0	0	0	0	0	0
GREG GERKEN, LB	10	7	17	0	0	1	0	1	0
FRANK BAKER, DE	6	4	10	0	0	0	0	0	0
JOHN SCHACHTNER, LB	17	12	29	0	0	0	0	0	1
WILLARD REAVES, TB	0	1	1	0	0	0	0	0	0
BOB ORRILL, OT	0	1	1	0	0	0	0	0	0
JAMES COBB, RB	0	1	1	0	0	0	0	0	0
KEVIN NOYD, DB	4	6	10	1	0	0	0	0	1
DAVE NOOSINOW, DB	1	3	4	0	0	0	0	0	0
Phil Brown, DE	1	1	2	0	0	0	0	0	0

19 35 21 8 66 71

NAU CAREER DEFENSIVE STATS

TACKLES

Game: 22 Ed Hightower 1977, Cal Poly-Pomona
 22 Jerry Lumpkin 1976, Nebraska-Omaha
 Season: 135 Jerry Lumpkin 1976
 Career: 288 Ed Hightower 1975-present

FORCED FUMBLES

Game: 3 Ed Hightower 1977, Cal Poly-Pomona
 Season: 8 Ed Hightower 1977
 Career: 12 Ed Hightower 1975-present

FUMBLES RECOVERED

Game: 2 Jim Anders 1977, Cal-Fullerton
 Season: 6 Jim Anders 1977
 Career: 8 Jim Anders 1976-active

INTERCEPTIONS

Game: 3 Al Circosta 1966, Long Beach State
 3 Fritz Kruezer 1965, Adams State
 Season: 12 Al Alvarez 1958
 Career: 12 Al Alvarez 1957-58

DEFLECTED PASSES

Game: 4 Joe Walker 1977, Cal-Fullerton
 4 Harold Smith 1976, Nebraska-Omaha
 Season: 14 Cleveland Dansby 1977
 Career: 22 Cleveland Dansby 1976-77

BLOCKED KICKS

Game: 2 Cleveland Dansby 1976, Montana
 Season: 6 Cleveland Dansby 1977
 Career: 10 Cleveland Dansby 1976-77

SACKS

Game: 9 Ed Judie 1977, Cal Poly-Pomona
 Season: 18 Ed Hightower 1977
 Career: 24 Ed Hightower 1975-active



ROOM WITH A VIEW...

Arizona is such a fabulous state, it's a shame to miss a single scene. And the thought behind our monthly television program is to bring as much of its color and history into your living room as possible.

Now in its eighth year, "Copper State Cavalcade" features a different look at the Arizona scene each month. A visit with the Hopis, Navajos or Apaches. Down the Grand Canyon with Major Powell. The American cowboy. Archeological digs and helicopter flights. Join us in our next monthly presentation of "Copper State Cavalcade." It's Arizona's longest running non-news TV program. And another reason why Phelps Dodge means a lot more than just copper.

**phelps
dodge**
Corporation

Standing with Arizona for 98 years

AJO • BISBEE • DOUGLAS • METCALF • MORENCI
 Also at Tyrone, New Mexico

NAU INDIVIDUAL RECORDS

SCORING

MOST POINTS

Game: 24 Jimmy Smith vs Texas Lutheran 1973
24 Jimmy Smith vs Cal-Northridge 1973
Season: 92 Tom Jurich 1977
Career: 160 Tom Jurich 1975-77

MOST TOUCHDOWNS

Game: 4 Jimmy Smith vs Texas-Lutheran 1973
4 Jimmy Smith vs Cal-Northridge 1973
Season: 11 Jimmy Smith 1973
11 Charlie Brown 1969
Career: 20 Ron Cote 1956-59

MOST RUSHING TOUCHDOWNS

Game: 4 Jimmy Smith vs Texas Lutheran 1973
4 Jimmy Smith vs Cal-Northridge 1973
Season: 11 Jimmy Smith 1973
Career: 20 Ron Cote 1956-59

MOST TD PASSES CAUGHT

Game: 3 Dick Baserman vs Cal-Northridge 1971
3 Charlie Brown vs Whitworth 1969
3 Bobby Grey vs Long Beach State 1968
3 Don Brackin vs Westminster 1956
Season: 11 Charlie Brown 1969
Career: 13 Al Rex 1956-59

MOST KICK-SCORING POINTS

Game: 17 Tom Jurich vs Nebraska-Omaha 1977
Season: 92 Tom Jurich 1977
Career: 160 Tom Jurich 1975-77

MOST FIELD GOALS MADE

Game: 5 Tom Jurich vs Nebraska-Omaha 1977
Season: 20 Tom Jurich 1977
Career: 28 Tom Jurich 1975-77

MOST FIELD GOALS ATTEMPTED

Game: 5 Tom Jurich vs Nebraska-Omaha 1977
5 Tom Jurich vs Nevada-Las Vegas 1977
Season: 29 Tom Jurich 1977
Career: 57 Tom Jurich 1975-77

MOST CONVERSIONS MADE

Game: 10 Tom Jurich vs Eastern Montana 1977
Season: 32 Tom Jurich 1977
32 Mike Mercer 1960
Career: 76 Tom Jurich 1975-77

MOST CONVERSIONS ATTEMPTED

Game: 10 Tom Jurich vs Eastern Montana 1977
10 Gary Galati vs Cal-Northridge 1973
Season: 35 Tom Jurich 1977
Career: 84 Tom Jurich 1975-77

MOST 50-YARD PLUS FIELD GOALS

Game: 54 Tom Jurich vs Montana 1977
54 Tom Jurich vs Weber 1977
51 Tom Jurich vs Idaho State 1977
55 Gary Galati vs Weber 1973
Season: 3 Tom Jurich 1977
Career: 4 Tom Jurich 1975-77

RUSHING

MOST NET YARDS RUSHING

Game: 322 Jimmy Smith vs Cal-Northridge 1973
Season: 1,252 Jimmy Smith 1973
Career: 2,233 David Estrada 1961-64

MOST RUSHING ATTEMPTS

Game: 39 Bob Fowler vs Drake 1974
Season: 243 Jimmy Smith 1973
Career: 359 Carl Golden 1975-current

BEST RUSHING AVERAGE

Game: 11.9 Jimmy Smith vs Cal-Northridge 1973
(322 yards on 27 attempts)
Season: 9.8 Jim Simms (885 on 91 attempts) 1964
Career: 8.2 Jim Simms (1,884 on 230 attempts) 1961-64

MOST RUSHING TD's: *See Scoring*

PASSING

MOST PASSING ATTEMPTS

Game: 45 Mike Olson vs Montana State 1968
Season: 322 Mike Olson 1968
Career: 440 Herb Daniel 1976-77

MOST PASSES COMPLETED

Game: 23 Bob Stewart vs Eastern New Mexico 1969
Season: 139 Bob Stewart 1969
139 Mike Olson 1968
Career: 222 Herb Daniel 1976-77

MOST PASSING YARDS

Game: 368 Bob Stewart vs Weber State 1969
Season: 2,123 Bob Stewart 1969
Career: 3,136 Herb Daniel 1976-77

FOLLOW THE

LUMBERJACKS

COVERING

NAU, THE BIG SKY

AND

NORTHLAND SPORTS

DON COX
SPORTS EDITOR

NAU BOOSTER CLUB MEMBER

in the

ARIZONA DAILY SUN

SPORTS SECTION

SEE OUR SUNDAY PAPER

ON-CAMPUS DELIVERY
SUBSCRIBE TODAY - CALL 774-4545



NAU INDIVIDUAL RECORDS

MOST TD PASSES THROWN

Game: 5 Herb Daniel vs Idaho State 1976
Season: 19 Mike Olson 1968
Career: 26 Herb Daniel 1976-77

MOST INTERCEPTIONS THROWN

Game: 3 several times
Season: 17 Mike Olson 1968
Career: 27 Herb Daniel 1976-77

TOTAL OFFENSE

MOST TOTAL OFFENSE PLAYS

Game: 51 Mike Olson vs Montana State 1968
Season: 372 Mike Olson 1968
Career: 688 Larry Welch 1962-65

MOST TOTAL YARDS OFFENSE

Game: 346 Bob Stewart vs Weber State 1969
Season: 1,957 Bob Stewart 1969
Career: 3,279 Herb Daniel 1976-77

PASS RECEPTIONS

MOST PASSES CAUGHT

Game: 12 Charlie Brown vs Eastern New Mexico 1969
Season: 63 Charlie Brown 1969
Career: 98 Vince Cisterna 1947-49

MOST YARDS ON RECEPTIONS

Game: 245 Charlie Brown vs Whitworth 1969
Season: 1,134 Charlie Brown 1969
Career: 1,667 Vince Cisterna 1947-49

MOST TD'S RECEPTIONS: *See Scoring*

PUNTS

MOST PUNTS

Game: 11 Jim Youngs vs New Mexico State 1967
Season: 61 Bob Grey 1969
Career: Bob Martin 1975-76, Bob Grey 1968-69

MOST PUNT YARDAGE

Game: 385 Youngs vs New Mexico State 1967
Season: 2,494 Bob Martin 1976
Career: 4,457 Bob Martin 1975-76

KICK RETURNS

PUNT RETURN YARDS

Game: 122 Joe Jackson vs Cal Poly-Pomona 1969
Season: 253 Ray Smith 1976
Career: 533 Ray Smith 1975 - Active
Career TD's: 3 Randy Ferrell 1974-75
Seasonal TD's: 2 Randy Ferrell 1975
Game TD's: 1 - several players

INTERCEPTIONS

MOST PASSES INTERCEPTED

Game: 3 Albert Circosta vs Long Beach 1966
3 Fritz Kruezer vs Adams State 1965
Season: 12 Al Alvarez 1958
Career: 12 Al Alvarez 1957-58

MOST YARDS INTERCEPTION RETURNS

Game: 92 Albert Circosta vs Long Beach State 1966
Season: 327 Albert Circosta 1966
Career: 525 Albert Circosta 1966-67

LONGEST PLAYS

**Scored*

LONGEST OFFENSIVE PLAYS


Rush: *93 Chris Mangold vs Montana 1975
Pass: *96 Tyrone Peterson from Herb Daniel
Longest non-scoring run: 86 Jim Bullard vs Idaho State 1973
Longest non-scoring pass: 79 Charlie Brown from Bob Stewart vs Weber 1969

LONGEST RETURNS

Kickoff: *100 Randy Ferrell vs Drake 1974
Punt: *90 Ray Smith vs Weber 1976
Interception: *95 Ron Cote vs Long Beach 1956
Blocked Kick: *70 Rudy Cabrera vs New Mexico Western 1958
Fumble Recovery*88 Jim Oman vs New Mexico Highlands 1963
Pitchout: *85 Louis Reyna vs Cal Poly-Pomona 1957

LONGEST KICKS

Field Goal 55 Gary Galati vs Weber State 1973
Punt: 84 Bob Martin vs Boise State 1975



Flagstaff

QUALITY SALES
and SERVICE

PHOTO
AUDIO-VISUALS
SOUND

Phoenix

TEL. (602) 779-3651

KEN WIEBER
OWNER-MANAGER



1200 EAST SANTA FE., FLAGSTAFF, ARIZONA 86001

- SANDERS • POWER TOOLS
- EXERCISE EQUIPMENT • PAINT TOOLS
- AUTO TOOLS • CARPENTER TOOLS
- PARTY NEEDS • BABY FURNITURE

NAU TEAM RECORDS

NAU TEAM RECORDS

SCORING

MOST POINTS SCORED BY NAU
 Game: 77 vs Cal-Northridge 1973
 Season: 324 in 1977 (11 games)

MOST POINTS SCORED BY OPPONENTS
 Game: 90 by New Mexico State 1967
 Season: 292 in 1972

MOST POINTS SCORED BY BOTH TEAMS
 Game: 94 (NAU 77, Cal-Northridge 17)
 Season: 493 in 1977 (NAU 324, Opp 169)

MOST RUSHING TD'S NAU
 Game: 9 vs Cal-Northridge 1973
 Season: 39 in 1956

MOST RUSHING TD'S OPPONENTS
 Game: 9 vs New Mexico State 1967
 Season: 30 in 1972

MOST PASSING TD'S NAU
 Game: 5 vs Idaho State 1976
 Season: 26 in 1969

MOST PASSING TD'S OPPONENTS
 Game: 4 on three occasions
 Season: 15 in 1972

MOST TD'S SCORED NAU
 Game: 11 vs Cal-Northridge 1973
 Season: 43 in 1956

MOST TD'S SCORED OPPONENTS
 Game: 13 New Mexico State 1967
 Season: 40 in 1972

MOST FIELD GOALS NAU
 Game: 5 vs Nebraska-Omaha 1977
 Season: 20 in 1977

MOST FIELD GOALS OPPONENTS
 Game: 5 Boise State 1971
 Season: 9 in 1971

MOST FIELD GOAL ATTEMPTS NAU
 Game: 5 vs Nebraska-Omaha 1977
 5 vs Nevada-Las Vegas 1977
 Season: 29 in 1977

MOST FIELD GOAL ATTEMPTS OPPONENTS
 Game: 5 Boise State 1971
 Season: 19 in 1971

MOST CONVERSIONS NAU
 Game: 10 vs Eastern Montana 1977
 Season: 32 in 1960 and 1977

MOST CONVERSIONS OPPONENTS
 Game: 12 New Mexico State 1967
 Season: 33 in 1972

MOST POINTS KICK-SCORING NAU
 Game: 17 vs Nebraska-Omaha 1977
 Season: 92 in 1977

MOST POINTS KICK-SCORING OPPONENTS
 Game: 16 Boise State 1971
 Season: 48 in 1972

OFFENSE

MOST RUSHING PLAYS NAU
 Game: 70 vs Western New Mexico 1963
 Season: 577 in 1976

MOST RUSHING YARDAGE NAU
 Game: 560 vs Western New Mexico 1964
 Season: 2,783 in 1964

MOST PASSES ATTEMPTED NAU
 Game: 48 vs Fresno State 1969
 Season: 344 1969

MOST PASSES ATTEMPTED OPPONENTS
 Game: 68 Nebraska-Omaha 1977
 Season: 339 1977

MOST PASSES COMPLETED NAU
 Game: 23 vs Eastern New Mexico and Whitworth 1969
 Season: 172 in 1969

MOST PASSES COMPLETED OPPONENTS
 Game: 39 Nebraska-Omaha 1977
 Season: 156 in 1977

MOST PASSING YARDS NAU
 Game: 412 vs Whitworth 1969
 Season: 2,627 in 1969

MOST PASSING YARDS OPPONENTS
 Game: 469 Nebraska-Omaha 1977
 Season: 2,080 in 1977

MOST YARDS TOTAL OFFENSE NAU
 Game: 615 vs Cal-Northridge 1973
 Season: 4,302 in 1977

MOST YARDS TOTAL OFFENSE OPPONENTS
 Game: 563 vs Nebraska-Omaha 1977
 Season: 4,108 in 1973

MOST SCRIMMAGE PLAYS NAU
 Game: 90 vs Boise State 1971
 Season: 792 in 1976

MOST SCRIMMAGE PLAYS OPPONENTS
 Game: 92 New Mexico State 1967
 Season: 855 in 1972

MOST PASSES HAD INTERCEPTED
 Game: 4 vs East Central Oklahoma 1967
 4 vs Texas-Arlington 1965
 4 vs Montana State 1962
 Season: 24 in 1958

MOST PASS INTERCEPTIONS NAU
 Game: 4 vs Long Beach State 1966
 Season: 24 in 1958 and 1968

FIRST DOWNS

MOST FIRST DOWNS NAU
 Game: 29 vs Whitworth 1969
 Season: 212 in 1976

MOST FIRST DOWNS OPPONENTS
 Game: 32 Nebraska-Omaha 1977
 Season: 180 in 1967

MOST FIRST DOWNS RUSHING NAU
 Game: 32 Nebraska-Omaha 1977
 Season: 180 in 1967

MOST FIRST DOWNS RUSHING OPPONENTS
 Game: 25 vs Western New Mexico 1963
 Season: 142 in 1976

MOST FIRST DOWNS RUSHING NAU
 Game: 23 Weber State 1970
 Season: 105 in 1972

MOST FIRST DOWNS PASSING NAU
 Game: 17 vs Whitworth 1969
 Season: 112 in 1969

MOST FIRST DOWNS PASSING OPPONENTS
 Game: 24 Nebraska-Omaha 1977
 Season: 90 in 1977

MOST FIRST DOWNS BY PENALTY NAU
 Game: 7 vs New Mexico Highlands 1970
 Season: 25 in 1970

MOST FIRST DOWNS PENALTY OPPONENTS
 Game: 14 vs LaVerne 1958
 Season: 31 in 1958

MOST PENALTIES NAU
 Game: 28 vs LaVerne 1958
 Season: 72 in 1968

MOST PENALTY YARDS NAU
 Game: 155 vs LaVerne 1958
 Season: 792 in 1967

MOST FUMBLES RECOVERED NAU
 Game: 8 vs Long Beach 1968
 Season: 12 in 1966

MOST FUMBLES RECOVERED OPPONENTS
 Game: 7 vs Hiram-Scott 1968
 Season: 29 in 1968

MOST FUMBLES NAU
 Game: 14 vs Hiram-Scott 1968
 Season: 53 in 1968

MOST FUMBLES OPPONENTS
 Game: 12 Long Beach State 1968
 Season: 60 in 1958

PUNTING

MOST PUNTS NAU
 Game: 11 vs New Mexico State 1967
 Season: 66 in 1969

MOST PUNTS OPPONENTS
 Game: 12 Hiram-Scott 1968
 Season: 70 in 1977

MOST YARDS PUNTS NAU
 Game: 385 vs New Mexico State 1967
 Season: 2,494 in 1976

MOST YARDS PUNTS OPPONENTS
 Game: 408 Hiram-Scott 1968
 Season: 2,590 in 1958

HIGHEST PUNTING AVERAGE NAU
 Game: 54.8 vs Hiram-Scott 1968
 Season: 42.1 in 1966

HIGHEST PUNTING AVERAGE OPPONENTS
 Game: 50.7 vs Augustana 1977
 Season: 40.1 in 1972

MOST PUNTS BLOCKED NAU
 Game: 2 several times
 Season: 4 in 1977
 All Kicks: 8 in 1977

MOST PUNTS BLOCKED OPPONENTS
 Game: 2 several times
 Season: 3 in 1973
 All Kicks: 5 in 1972

MISCELLANEOUS RECORDS

MOST TIE GAMES NAU
 Season: 3 in 1935
 Career: 23 (1916-1977)
 Last: 0-0 Idaho State 1965

LEAST TOTAL OFFENSE ALLOWED
 Game: 15 vs Cal Poly-Pomona 1977
 Season: 1,423 in 1956

LEAST RUSHING YARDS ALLOWED
 Game: Minus 40 vs Cal State Los Angeles 1970
 Season: 706 in 1957

LEAST PASSING YARDS ALLOWED
 Game: Zero by Idaho State 1961
 Season: 477 in 1956

LEAST PASSES COMPLETED OPPONENTS
 Game: None by Idaho State 1961
 Season: 41 in 1956

LEAST FIRST DOWNS ALLOWED
 Game: 5 US International 1976
 5 Western New Mexico 1963
 5 Colorado Western 1960
 5 LaVerne 1958
 Season: 93 in 1957

LEAST FIRST DOWNS RUSHING
 Game: Zero by Univ. of San Diego 1956
 Season: 44 in 1957

LEAST FIRST DOWNS PASSING
 Game: Zero by Idaho State 1961
 Season: 15 in 1927

MOST TOTAL YARDS BOTH TEAMS
 Game: 1,050 (NAU 487, Nebraska-Omaha 563) 1977
 Season: 7,534 in 1977 (NAU 4302, Opp. 3232)

MOST PASS ATTEMPTS BOTH TEAMS
 Game: 92 (NAU 24, Nebraska-Omaha 63) 1977
 Season: 592 in 1977 (NAU 253, Opp. 339)

MOST PASS COMPLETIONS BOTH TEAMS
 Game: 53 (NAU 14, Nebraska-Omaha 39) 1977
 Season: 284 (NAU 128, Opp. 156) 1977

MOST FIRST DOWNS BOTH TEAMS
 Game: 49 (NAU 17, Nebraska-Omaha 32) 1977
 Season: 403 in 1976 (NAU 212, Opp. 191)

NAU STATISTICAL LEADERS

Since Joining Big Sky

*-Big Sky Leader

RUSHING

1977: Carl Golden	704
*1976: Carl Golden	731
1975: Chris Mangold	656
1974: Eric Days	422
*1973: Jim Smith	1,252
1972: Tom Rodgers	755
1971: Danny White	620
1970: Bill Tate	539

PASSING YARDS

1977: Herb Daniel	1,822
1976: Herb Daniel	1,314
1975: Robbie Schmitz	472
1974: Dan Troup	907
1973: Dave Mendez	716
1972: Bud Kane	803
1971: Craig Holland	821
1970: Jim Beckenhauer	841

KICKOFF RETURNS

1977: James Cobb	24.6
1976: Tyrone Peterson	19.0
*1975: Randy Ferrell	32.8
1974: Randy Ferrell	27.5
1973: Al Gilpin	24.9
1972: Rosie Van	25.0
1971: Rufus Mullen	22.6
1970: Rosie Van	19.1

TOTAL OFFENSE

1977: Herb Daniel	1,900
1976: Herb Daniel	1,379
1975: Chris Mangold	682
1974: Dan Troup	793
1973: Jim Smith	1,252
1972: Bud Kane	833
1971: Craig Holland	759
1970: Jim Beckenhauer	796

RECEIVING

1977: Ken Fraser	33/636
1976: Tyrone Peterson	30/519
1975: Tyrone Peterson	17/223
1974: Kevin Riley	27/474
1973: Rick Wilson	28/438
1972: Walt Mannon	21/359
1971: Walt Mannon	20/383
1970: Steve Maier	40/638

INTERCEPTIONS

1977: Ray Smith	5
1976: Cleveland Dansby	6
1975: Don Beachum	5
1974: Jim Dearing	4
1973: Paul Arslanian	2
1972: Joe Hernandez	2
1971: Norm Aufderheide	3
1970: Mike Hlavac	2

SCORING

*1977: Tom Jurich	92
1976: Tom Jurich	45
1975: Chris Mangold	30
1974: Jerry Wallace	31
1973: Jimmy Smith	66
1972: Tom Rogers	34
1971: Dick Baserman	36
1970: Steve Maier	36

PUNTING

1977: Tom Jurich	37.1
1976: Bob Martin	41.9
1975: Bob Martin	40.1
1974: Rick Terry	37.5
1973: Rick Terry	40.1
1972: Bob Richey	38.1
1971: Chip Elwanger	36.3
1970: Jack DeGrenier	37.3

TACKLES

1977: Ed Hightower	129
1976: Jerry Lumpkin	135
1975: Don Rowell	117
1974: George Kaegle	109
1973: Bruce Ivor	94
1972: Joe Hernandez	96
1971: Tom Ramsey	93
1970: Mike Boettcher	97

PUNT RETURNS

*1977: Joe Walker	16.6
*1976: Ray Smith	18.1
1975: Ray Smith	8.3
1974: Jim Dearing	14.6
1973: John Carroll	7.7
1972: Bo Williams	22.2
1971: John Carroll	9.9
1970: Rosie Van	11.3

NAU'S 200-YARD PLUS Rushing Club

322: Jim Smith vs Cal-Northridge 1973
316: Chris Thornton vs Western Illinois 1967
210: Bob Fowler vs Drake 1974
206: Bill Tate vs New Mexico State 1970
200: Jim Smith vs Texas Lutheran 1973

0 Fresno State	0
0 New Mexico State	7
20 Arizona State	7
7 Phoenix All Stars	0
40	3-2-2 32
1933 (Coach: Mark McIntosh)	
14 New Mexico	0
13 Redlands University	7
13 New Mexico State	7
0 University of Arizona	24
13 Arizona State	0
6 Arizona State	0
59	5-1-0 38
1934 (Coach: Mark McIntosh)	
6 Whittier College	7
6 New Mexico	33
14 Fresno State	26
6 New Mexico State	6

26 California Tech	7
6 San Jose State	21
0 New Mexico State	7
7 Arizona State	0
61 New Mexico Highlands	7
13 UTEP	53
20 LaVerne College	7
142	5-5-0 115
1938 (Coach: Garrett Arbelvide)	
0 BYU	19
12 Nevada-Reno	12
19 Ft. Hays, Kansas	20
19 Arizona State	13
0 New Mexico	20
0 New Mexico State	34
33 Panhandle, Okla A&M	7
19 Whittier College	23
12 San Jose State	34
114	2-6-1 182

1942 (Coach: Maurice Moulder)	
6 New Mexico	26
0 Redlands University	6
7 West Texas State	27
2 Arizona State	14
0 UTEP	20
3 New Mexico State	0
18	1-5-0 93
1943 (Coach: Frank Brickey)	
25 Yuma Air Force Base	0
6 New Mexico	21
31	1-1-0 21
1944 (Coach: Frank Brickey)	
14 New Mexico	47
13 Tonopah Air Base	0
6 Nevada-Reno	25
20 Compton College	13
53	2-2-0 85

ARIZONA STATE COLLEGE - FLAGSTAFF

1945 (Coach: Frank Brickey)	
6 Douglas Air Force Base	0
39 Eastern New Mexico	0
0 Fresno State	19
6 University of Arizona	52
13 Luke Air Force Base	15
64	2-3-0 86
1946 (Coach: Frank Brickey)	
6 Williams Air Force Base	0
7 New Mexico	12

32 Western New Mexico	0
6 Fresno State	6
14 New Mexico State	6
19 Colorado Western	6
0 West Texas State	20
33 Eastern New Mexico	7
13 Arizona State	13
130	5-2-2 70
1947 (Coach: Nick Ragus)	
0 Nevada-Reno	50

7 Pepperdine	60
0 UTEP	40
12 Colorado Western	8
7 Arizona State	31
7 Wichita University	55
0 West Texas State	25
6 New Mexico State	26
39	1-7-0 295

NAU COACHING HONORS

REGIONAL

Regional Football

1977: Joe Salem, District 8 NCAA
 1959: Max Spilsbury, District 7 NAIA
 1958: Max Spilsbury, District 7 NAIA
 1957: Max Spilsbury, District 7 NAIA

Regional Basketball

1969: Herb Gregg, District 7 NAIA
 1962: Herb Gregg, District 7 NAIA
 1958: Herb Gregg, District 7 NAIA
 1955: Herb Gregg, District 7 NAIA
 1954: Herb Gregg, District 7 NAIA
 1947: Frank Brickey, District 7 NAIA

Regional Baseball

1970: Alan Flitcraft, District 7 NCAA

Regional Cross Country

1969: Leo "Red" Haberlack, District 7 NAIA

Regional Track and Field

1970: Leo "Red" Haberlack, District 7 NAIA

CONFERENCE

Football

1977: Joe Salem, Big Sky Conference
 1959: Max Spilsbury, Frontier Conference
 1958: Max Spilsbury, Frontier Conference
 1957: Max Spilsbury, Frontier Conference

Basketball

1958: Herb Gregg, Frontier Conference
 1955: Herb Gregg, New Mexico Conference
 1954: Herb Gregg, New Mexico Conference
 1947: Frank Brickey, Border Conference

Cross Country

1971: Leo "Red" Haberlack, Big Sky Conference

Track and Field

1975: Leo "Red" Haberlack, Big Sky Conference
 1971: Leo "Red" Haberlack, Big Sky Conference

FINAL 1977 NCAA DIVISION II NATIONAL STATISTICS

NATIONAL LEADERS AND NAU RANKINGS

TEAM STATISTICS

* - Regular Season Only

TOTAL OFFENSE

1) Portland State 506.7
 11) Northern Arizona 391.1

SCORING OFFENSE

1) South Carolina State 38.4
 12) Northern Arizona 29.5

RUSHING DEFENSE

1) Virginia Union 63.6
 13) Northern Arizona 104.7

MOST VICTORIES

1) Winston Salem 11-0-0
 8) Northern Arizona 9-2-0

INDIVIDUAL STATISTICS

SCORING

1) Bill Burnham, New Hampshire 13.2
 7) Tom Jurich, Northern Arizona 8.4

TOTAL OFFENSE (Rushing and Passing)

1) Steve Mariucci, Northern Michigan 222.5
 15) Herb Daniel, Northern Arizona 172.7

PASSING (Completions per game)

1) Ed Schultz, Moorhead State 18.7
 15) Herb Daniel, Northern Arizona 11.1

PUNT RETURNS

1) Armando Olivieri, New York Tech 19.3
 3) Joe Walker, Northern Arizona 16.6
 7) Ray Smith, Northern Arizona 14.1

NAU FOOTBALL ATTENDANCE (Home games since 1970)

Year	Games	Attendance
1977	7	80,980
1976	6	49,734
1975	5	35,008
1974	6	41,650
1973	4	24,151
1972	6	35,302
1971	5	34,096
1970	6	39,106

TOM JURICH'S FOUR NCAA DIVISION II NATIONAL RECORDS

1) Most kick-scoring points in a season 92
 2) Average kick-scoring points per game 8.4
 3) Most field goals in a season 20
 4) Tied, most field goals in a game 5